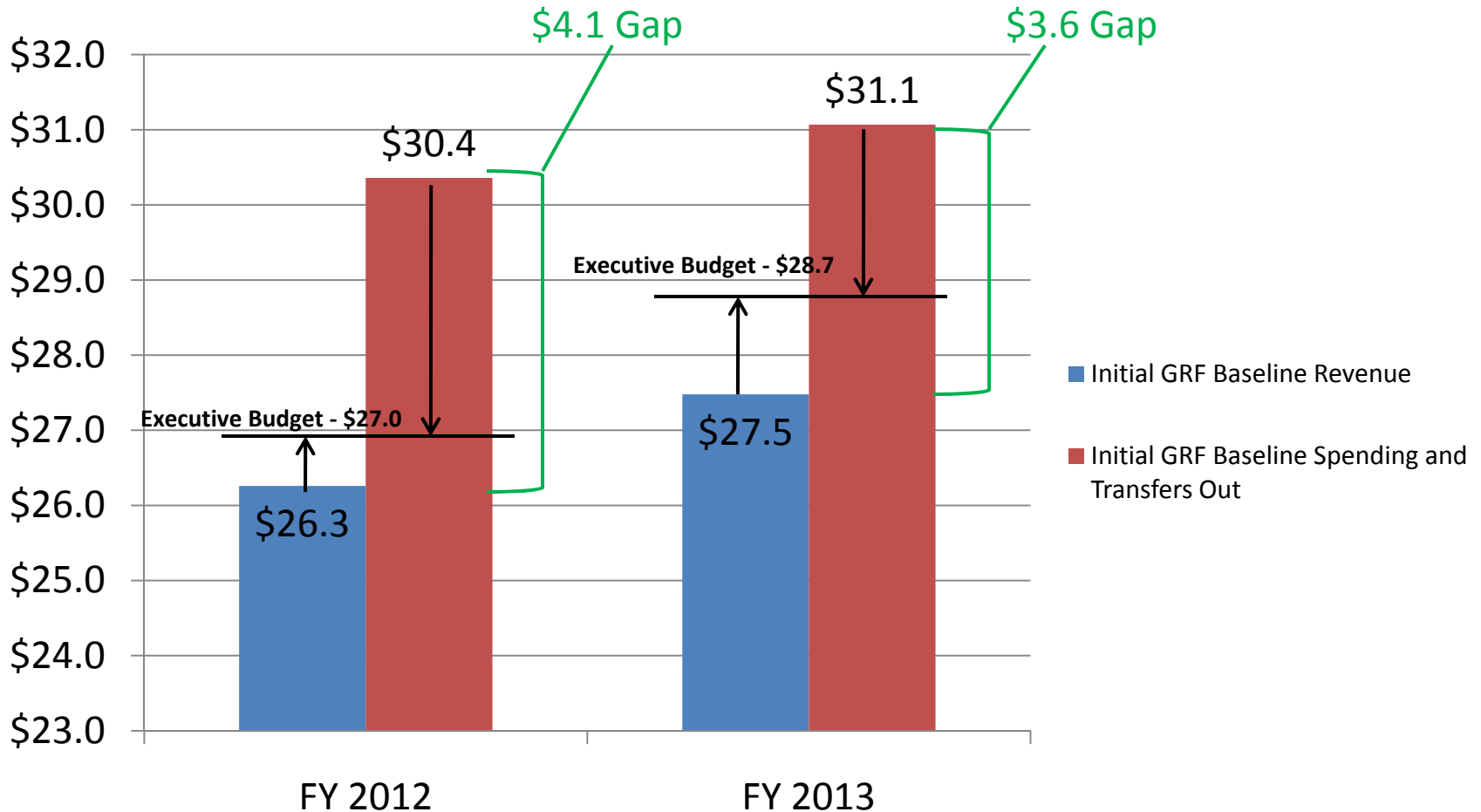


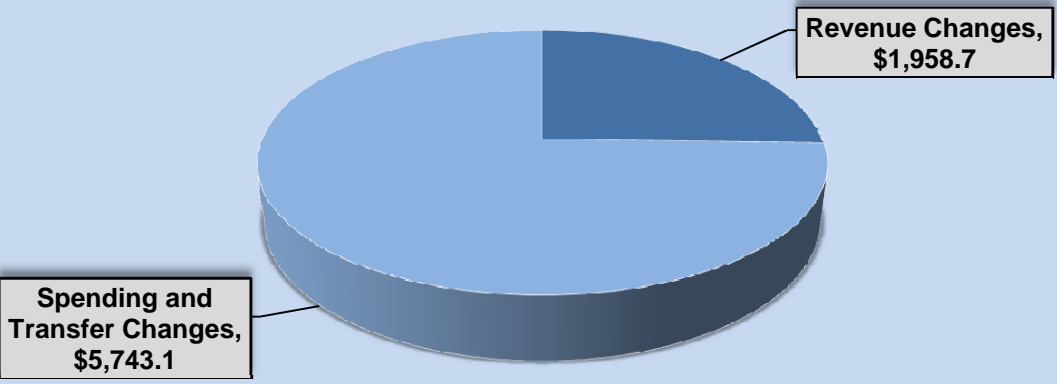
Structural Imbalance and Closing the Gap



Note: Amounts in billions; Y-axis scaled to focus on variances rather than starting at \$0.

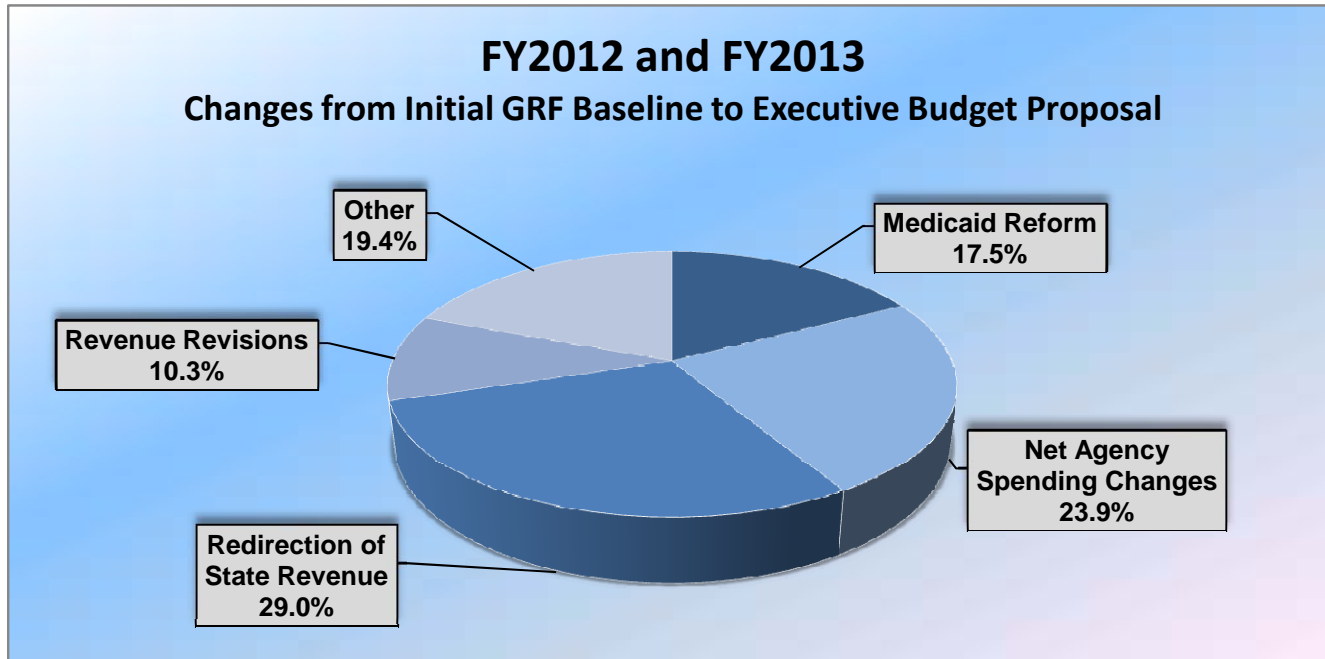
Source: Prepared by the Office of Budget and Management

FY2012 and FY2013
Changes from Initial GRF Baseline to Executive Budget Proposal



FY2012 and FY2013

Changes from Initial GRF Baseline to Executive Budget Proposal

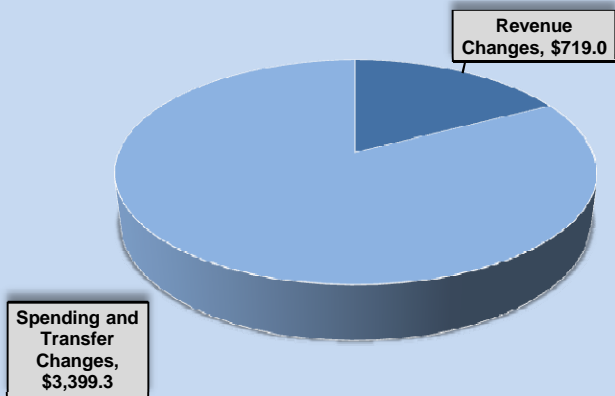


Changes to Initial Baseline (dollars in millions)

	FY2012	FY2013	Total
Medicaid Reform	(575.8)	(768.4)	(1,344.2)
Net Agency Spending Changes	(916.8)	(921.6)	(1,838.4)
Redirection of State Revenue	(873.0)	(1,361.0)	(2,234.0)
Revenue Revisions	(360.7)	(433.1)	(793.8)
Other	(1,391.9)	(99.5)	(1,491.4)
	(4,118.3)	(3,583.5)	(7,701.8)

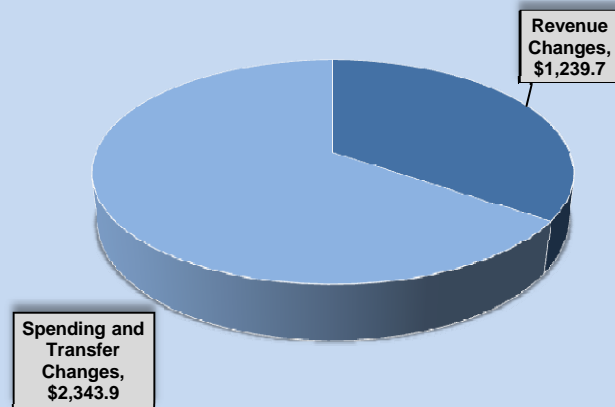
Fiscal Year 2012

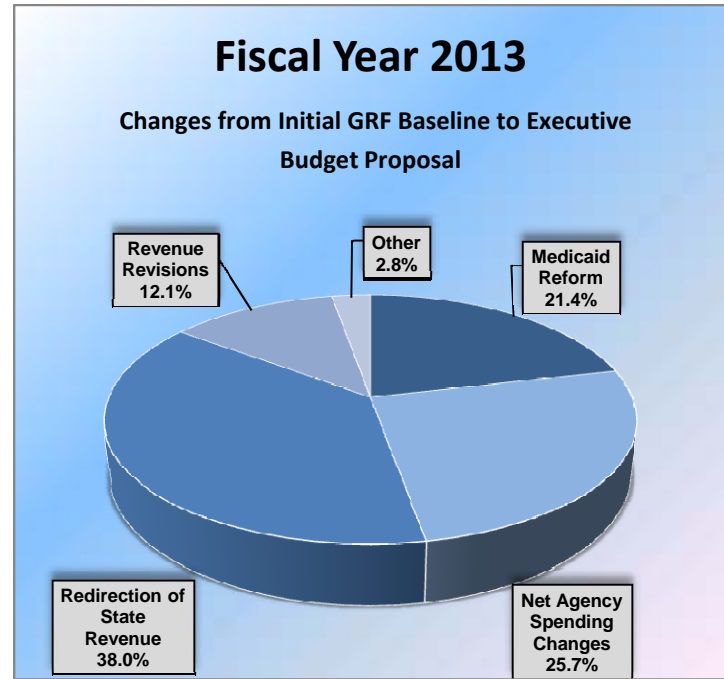
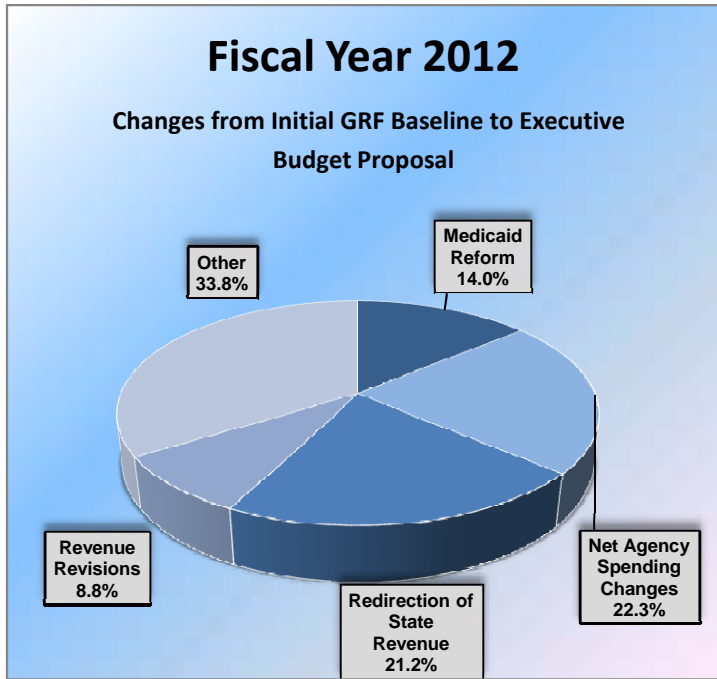
Changes from Initial GRF Baseline to Executive Budget Proposal



Fiscal Year 2013

Changes from Initial GRF Baseline to Executive Budget Proposal





Changes to Initial Baseline (dollars in millions)

	FY2012	FY2013	Total
Medicaid Reform	(575.8)	(768.4)	(1,344.2)
Net Agency Spending Changes	(916.8)	(921.6)	(1,838.4)
Redirection of State Revenue	(873.0)	(1,361.0)	(2,234.0)
Revenue Revisions	(360.7)	(433.1)	(793.8)
Other	(1,391.9)	(99.5)	(1,491.4)
	(4,118.3)	(3,583.5)	(7,701.8)

**FY2012 and FY2013
Changes from Initial GRF Baseline to Executive Budget Proposal**

	FY2012	FY2013
Medicaid Related Change from Initial Baseline (State and Federal)	(1,133.89)	(1,090.36)
Change in Federal Medicaid Reimbursement	611.02	416.82
Tax Receipts-Expansion of Medicaid Managed Care Program	(52.93)	(94.82)
Medicaid Reform Total	(575.79)	(768.36)
Net Spending Changes from Initial Baseline	(916.84)	(921.61)
Net Spending Change Total	(916.84)	(921.61)
Medicaid Reform and Spending Change Total	(1,492.63)	(1,689.97)
Local Government Fund Change	(180.00)	(399.00)
Public Library Fund Change	(62.00)	(65.00)
CAT-Phase Out Hold Harmless	(289.70)	(589.20)
CAT Hold Harmless GRF Subsidy Reduction	(235.90)	(187.60)
Kilowatt Hour Tax Phase Out Hold Harmless	(105.40)	(120.20)
Redirection of State Revenue Total	(873.00)	(1,361.00)
Revenue Revision Tax Sources (change in base)	(381.80)	(440.20)
Revenue Revision Policy Changes	12.20	13.50
Non-Tax Revenue Revisions	8.90	(6.35)
In-Process Revenue Revisions Total	(360.70)	(433.05)
Debt Restructuring	(440.00)	-
Debt Baseline Change	(33.37)	(6.41)
FY11 Payment of Assumed Lapses	(567.08)	-
Loss of Federal Revenue on Assumed Lapses	280.28	
Non-GRF Payment of Unemployment Compensation Interest	(110.00)	(193.00)
Net Changes in Transfers	(41.28)	(39.08)
Liquor Enterprise Income	(500.00)	-
Prison Sale Income (GRF only)	(50.00)	-
Liquor Profit Phase Out	69.50	139.00
Other Total	(1,391.95)	(99.48)
Grand Total	(4,118.28)	(3,583.50)
Total Biennium Change	(7,701.78)	